





## Flap Disc





### For General Steel

METAL 	NAME	SIZE		SPEC												MAX OPERATING SPEED rpm(min-1)	CARTON Q'ty	Origin	
		mm	inch	Grain	40	60	80	100	120	150	180	240	320	400					
Type-27 	DD	100x16	4x5/8	AA													12,600	50	T
		180x22	7x7/8															7,600	
	AD	100x16	4x5/8	A													13,600	50	

DD : Dual Disc    AD : Art Disc



\*Origin: J = Japan T = Thailand J/T = Japan & Thailand

## For General Steel / Cast Iron

METAL 	NAME	SIZE		SPEC												MAX OPERATING SPEED rpm(min-1)	CARTON Q'ty	Origin		
		mm	inch	Grain	40	60	80	100	120	150	180	240	320	400						
	DD	100x16	4x5/8	Z														12,600	50	T
		180x22	7x7/8																7,600	
	AD	100x16	4x5/8																13,600	


DD : Dual Disc    AD : Art Disc

## For Stainless Steel / INOX

	NAME	SIZE		SPEC												MAX OPERATING SPEED rpm(min-1)	CARTON Q'ty	Origin		
		mm	inch	Grain	40	60	80	100	120	150	180	240	320	400						
	DD	100x16	4x5/8	WA														12,600	50	T
	DD	100x16	4x5/8	SZ														12,600	50	
		180x22	7x7/8																7,600	
	AD	100x16	4x5/8	GZ														13,600	50	

DD : Dual Disc    AD : Art Disc

## For Non-Ferrous Metal

	NAME	SIZE		SPEC												MAX OPERATING SPEED rpm(min-1)	CARTON Q'ty	Origin		
		mm	inch	Grain	40	60	80	100	120	150	180	240	320	400						
	DD	100x16	4x5/8	C														12,600	50	T
	AD	100x16	4x5/8	C														13,600	50	

DD : Dual Disc    AD : Art Disc

\*Origin: J = Japan T = Thailand J/T = Japan & Thailand